

MUSIC

Back in November, parishioners were asked to complete a Music Survey, which was available both online and in paper form in the bulletin. The goal of the survey was to help us take stock of our current music ministry as a whole, in an effort to review, with your help, what we do well and to discover areas of potential change and/or improvement. More than 180 parishioners responded to the survey, which is the highest response to any survey we have undertaken here at St. John. Many thanks to all who participated and who took the time to provide such detailed feedback. The overall data results have been tabulated, and the report is published below. Our next step is to study and analyze all the thoughtful and thorough answers provided in the comment sections of the survey to see what trends and conclusions can be drawn, and we'll be publishing more information in the coming weeks.






2014 Music Survey - Summary of Data Results

TOTAL COMPLETED SURVEYS: 180 (includes 149 online and 31 paper responses)

*Are You:

	0%	100%	Number of Response(s)	Response Ratio
Female	<div><div></div></div>		130	73%
Male	<div><div></div></div>		49	27%
Totals			179	100%

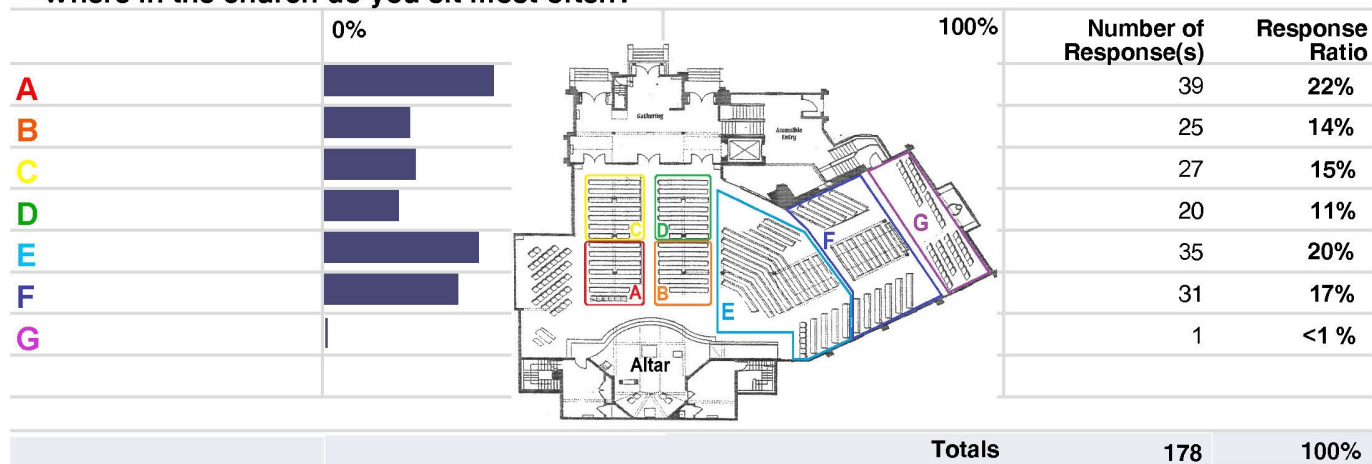
*Age:

Age	0%	100%	Number of Response(s)	Response Ratio
Under 25			3	2%
25 - 40			10	6%
41 - 60			86	46%
61 - 79			69	39%
80+			10	6%
Totals			178	100%

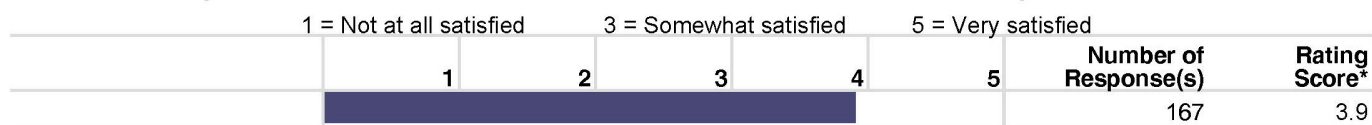
*Which Mass do you attend most often?

	0%	100%	Number of Response(s)	Response Ratio
Saturday 5:00PM	<div><div></div></div>		30	17%
Sunday 7:30AM	<div><div></div></div>		11	6%
Sunday 9:00AM	<div><div></div></div>		48	27%
Sunday 11:00AM	<div><div></div></div>		70	39%
Sunday 5:00PM	<div><div></div></div>		21	12%
Totals			180	100%

***Where in the church do you sit most often?**

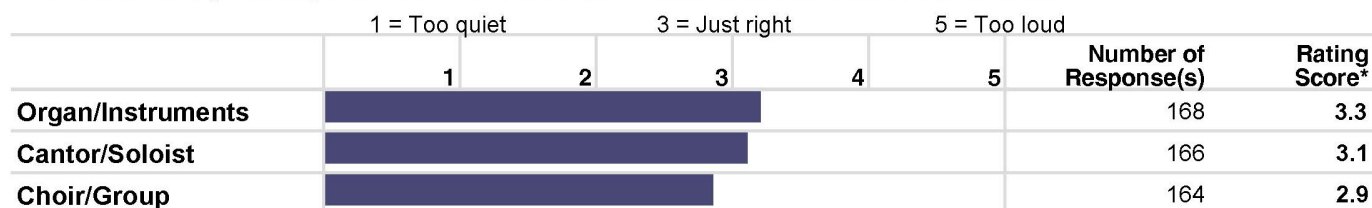


***Please rate your overall level of satisfaction with the music at the Mass you attend most often:**



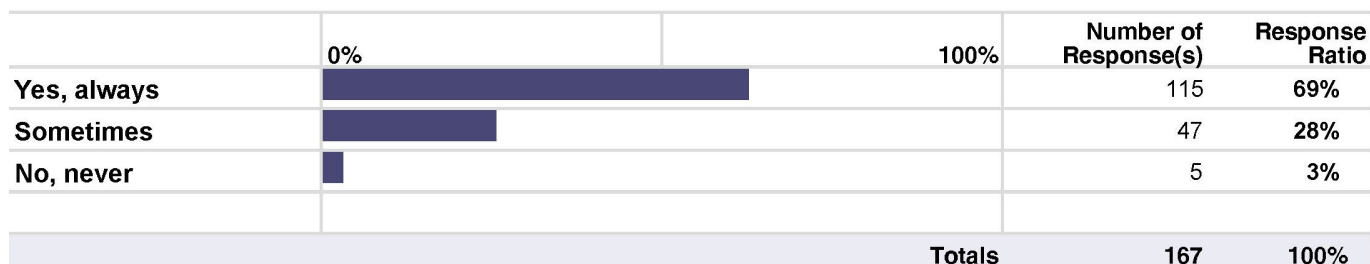
*The Rating Score is the weighted average calculated by dividing the sum of all weighted ratings by the number of total responses.

***Please rate your experience of the overall sound of the music in each area:**

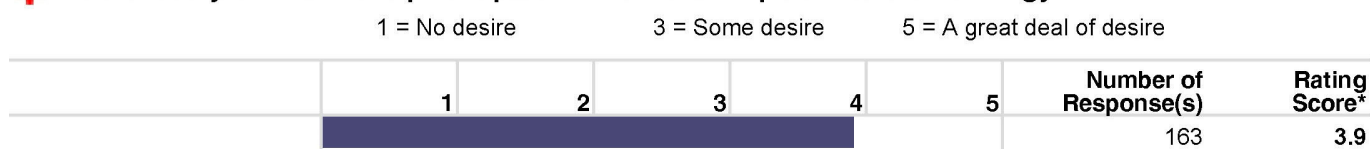


*The Rating Score is the weighted average calculated by dividing the sum of all weighted ratings by the number of total responses.

***Do you participate (sing along) with the musical portions of the liturgy?**



***Please rate your desire to participate in the musical portions of the liturgy:**



*The Rating Score is the weighted average calculated by dividing the sum of all weighted ratings by the number of total responses.

*** Please rate how accessible/inviting to your participation you find the musical portions of the liturgy:**

		1 = Not		3 = Somewhat		5 = Very		Number of Response(s)	Rating Score*
		1	2	3	4	5			
							162	3.8	

*The Rating Score is the weighted average calculated by dividing the sum of all weighted ratings by the number of total responses.

*** At different Masses there are groups (Family Mass Musicians, Parish Choir, and Contemporary Ensemble) who support the musical portions of the liturgy by singing and/or playing instruments. Do you like to hear them singing/playing on their own at some points in the liturgy?**




	0%	100%	Number of Response(s)	Response Ratio
Yes, it allows me to sit, listen, and pray.	<div><div></div></div>		116	77%
No, it makes me feel like I am not participating.	<div><div></div></div>		15	10%
Other	<div><div></div></div>		19	13%
Totals			150	100%

*** What style of hymns do you like best? Please check ALL that apply.**

	0%	100%	Number of Response(s)	Response Ratio
Traditional ("Amazing Grace", "Holy, Holy, Holy")	<div><div></div></div>		125	82%
Chant ("Salve Regina", "Creator of the Stars of Night")	<div><div></div></div>		48	29%
Children's ("Jesu, Jesu", "This Little Light of Mine")	<div><div></div></div>		42	27%
Taize ("Jesus, Remember Me", "Ubi Caritas")	<div><div></div></div>		62	37%
Contemporary ("Rain Down", "Be Not Afraid")	<div><div></div></div>		102	66%
Totals			379	*

* percent of respondents choosing this style

*** Knowing that all are welcome to participate in the Music Ministry at St. John's, would you consider participating if you never have before?**

Consider participating in future research			Number of Response(s)	Response Ratio
Answer	0%	100%		
Yes			32	23%
No			86	62%
Already participate			21	15%
Totals			139	100%